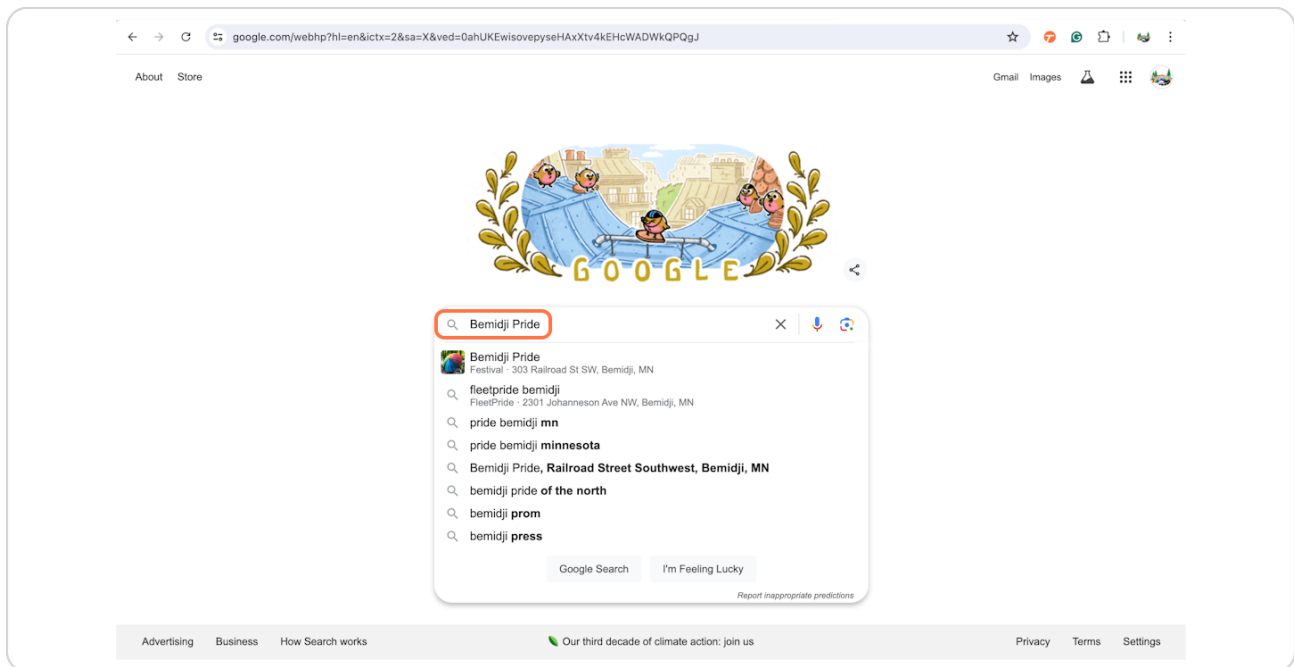


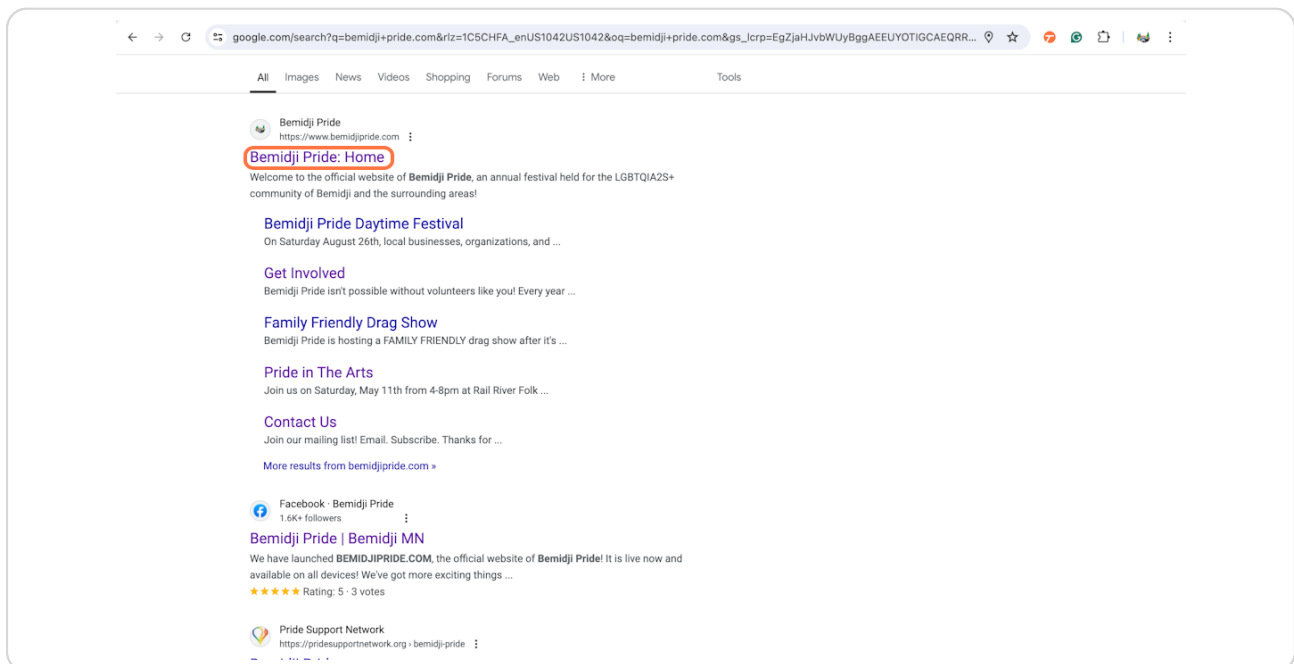
STEP 1

Search Bemidji Pride or bemidjipride.com on the web



STEP 2

Select Bemidji Pride: Home



STEP 3

Click on Events

ne About Us **Events** Get Involved

Pride in The Arts



STEP 4

Scroll through event lineup and choose the event that interests you



Pride in The Arts / Table for 7



Fri, Aug 23
Pride Worship with CCG / Rail River Folk School

Laugh out Proud Comedy Show ▾



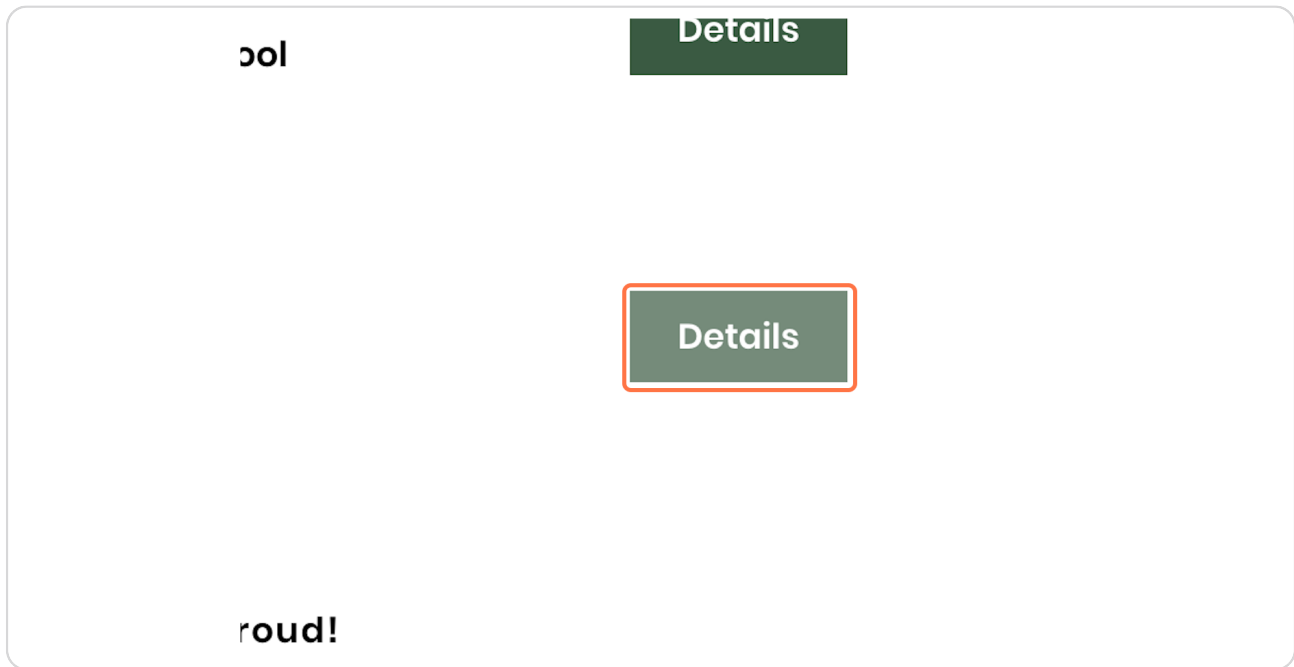
Sat, Aug 24
PJ Party Drag Brunch / Table for 7



Sat, Aug 24
Remidii Pride Family Festival / Rail River Folk School

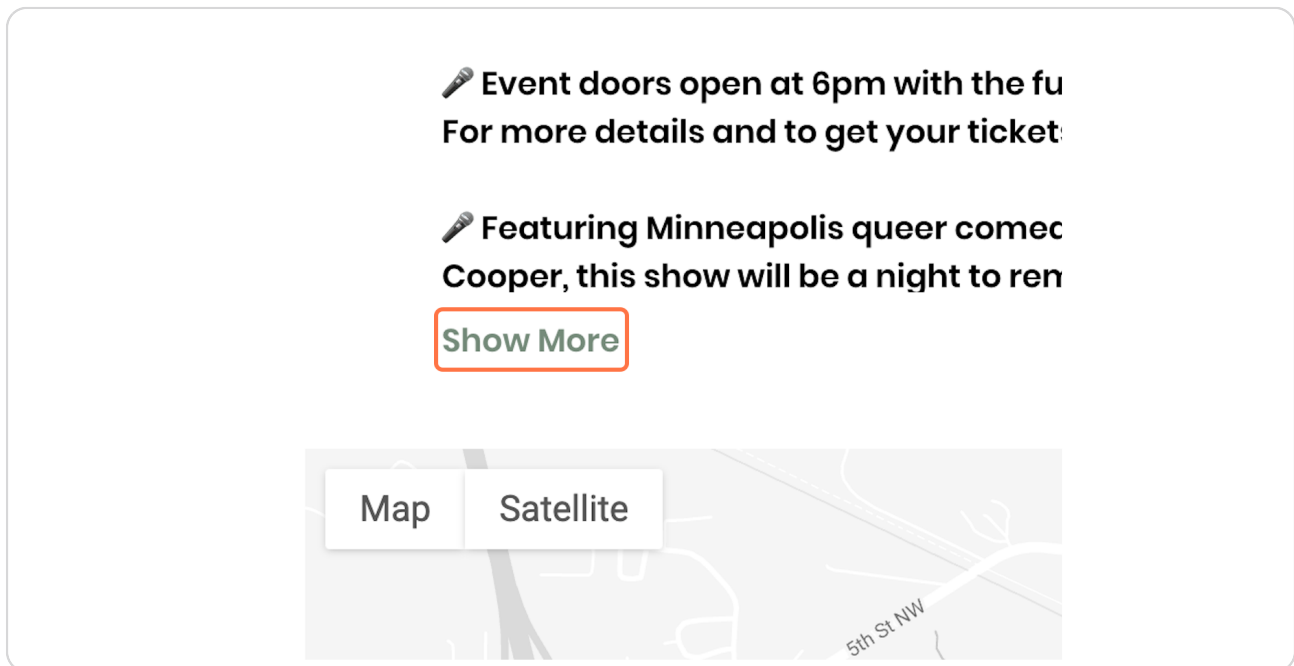
STEP 5

Click on Details



STEP 6

Click on "Show More"



STEP 7

Click on "here"

!!!

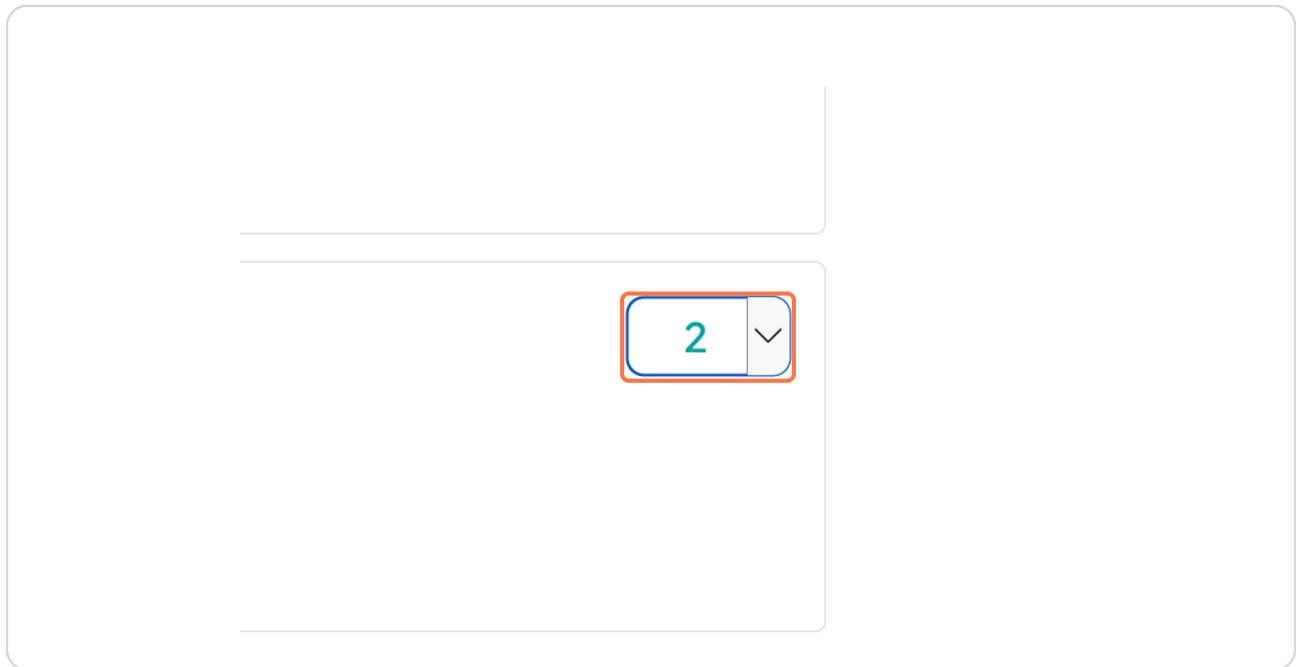
time to laugh out loud and laugh out proud! I
edy show, coming to Bemidji on August 23rd,

m with the fun beginning at 7pm! Ticket cost
et your tickets, click [here!](#)

queer comedians Sarah McPeck, Sam Sched
a night to remember!
ole for guests of drinking age (21+), courtesy c

STEP 8

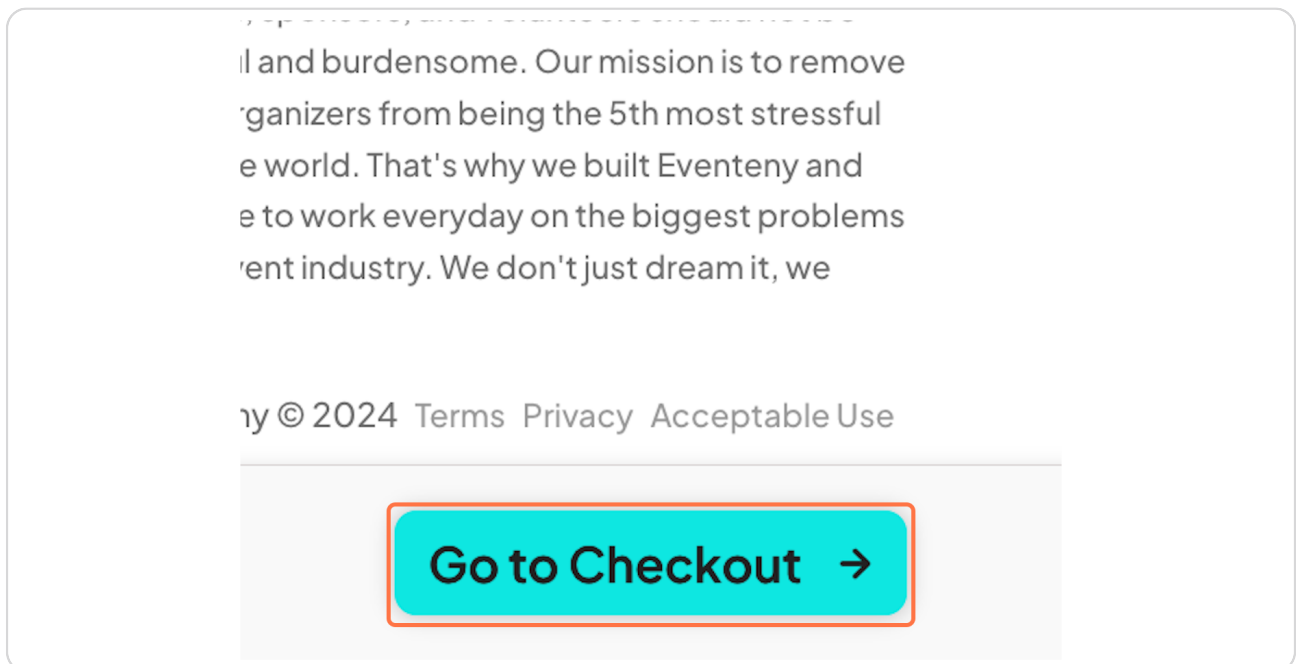
Select amount of tickets needed



A screenshot of a web form for selecting the number of tickets. The form consists of a large rectangular box with a light gray background. Inside this box, there is a smaller white rectangular area. Within this white area, there is a dropdown menu. The dropdown menu is open, showing the number '2' in a teal color. To the right of the number '2' is a small black downward-pointing chevron icon. The entire dropdown menu is highlighted with a red rectangular border.

STEP 9

Click on Go to Checkout



A screenshot of a checkout page. The page has a light gray background. At the top, there is a paragraph of text: "il and burdensome. Our mission is to remove organizers from being the 5th most stressful e world. That's why we built Eventeny and e to work everyday on the biggest problems rent industry. We don't just dream it, we". Below this text, there is a line of small text: "y © 2024 Terms Privacy Acceptable Use". At the bottom of the page, there is a large, rounded rectangular button with a teal background and a black border. The button contains the text "Go to Checkout" in black, followed by a black right-pointing arrow. The button is highlighted with a red rectangular border.

STEP 10

Fill out user information

Payment

YOUR INFORMATION

Complete your information below

Checkout as*

New user

Email address*

Your email address

Your confirmation email will be sent to this email address.

Confirm email address*

Your email address

We want to make sure that the emails are delivered to the correct email address.

STEP 11

Type your email

YOUR INFORMATION

Complete your information below

Checkout as*

New user

Email address*

Your email address

Your confirmation email will be sent to this email address.

Confirm email address*

Your email address

We want to make sure that the emails are delivered to the correct email address.

First name*

Your first name

First name of the ticket purchaser (as it

Last name*

Your last name

Last name of the ticket purchaser (as it



STEP 12

Type in your email


YOUR INFORMATION

Complete your information below

Checkout as*


 New user 

Email address*



 bemidjirainbows@gmail.com

Your confirmation email will be sent to this email address.

Confirm email address*


 bemidjirainbows@gmail.com

We want to make sure that the emails are delivered to the correct email address.

First name*	Last name*
<div> Bemidji</div>	<div> Pride</div>
First name of the ticket purchaser (as it	Last name of the ticket purchaser (as it


STEP 13

Type your first name




00
54
54

Email address



 Your email address

Your confirmation email will be sent to this email address.


Confirm email address*

 Your email address


We want to make sure that the emails are delivered to the correct email address.

First name*	Last name*
<div> Your first name</div>	<div> Your last name</div>
First name of the ticket purchaser (as it appears on a government-issued ID).	Last name of the ticket purchaser (as it appears on a government-issued ID).

Phone*

 Your phone number

Any important/urgent information would be shared on this number.

 This order is not completed until the completion of pay

STEP 14

Type your last name

I be sent to this email address.

s*

@gmail.com

the emails are delivered to the correct email address.

Last name*

Pride

chaser (as it issued ID).

Last name of the ticket purchaser (as it appears on a government-issued ID).

mation would be shared on this number.

STEP 15

Type your phone number

bemidjirainbows@gmail.com

We want to make sure that the emails are delivered to the correct email address.

First name*

Bemidji

First name of the ticket purchaser (as it appears on a government-issued ID).

Last name*

Pride

Last name of the ticket purchaser (as it appears on a government-issued ID).

Phone*

1234567890

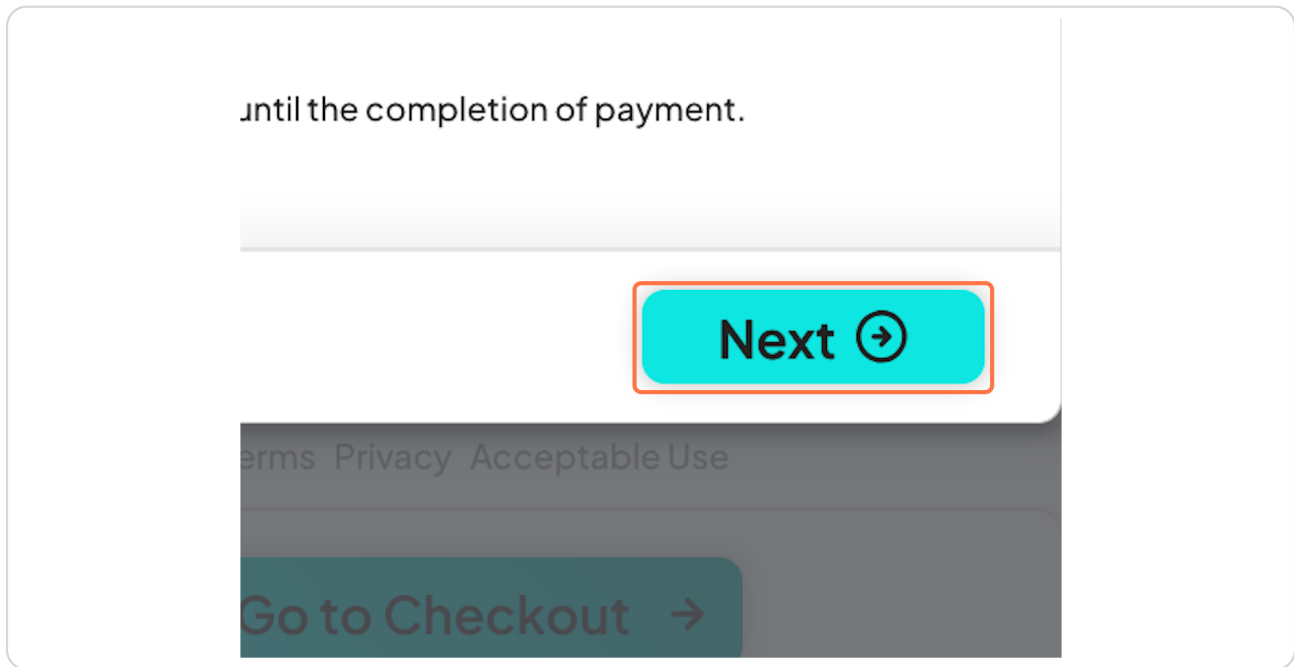
Any important/urgent information would be shared on this number.

⚠ This order is not completed until the completion of payment.

Next ➔

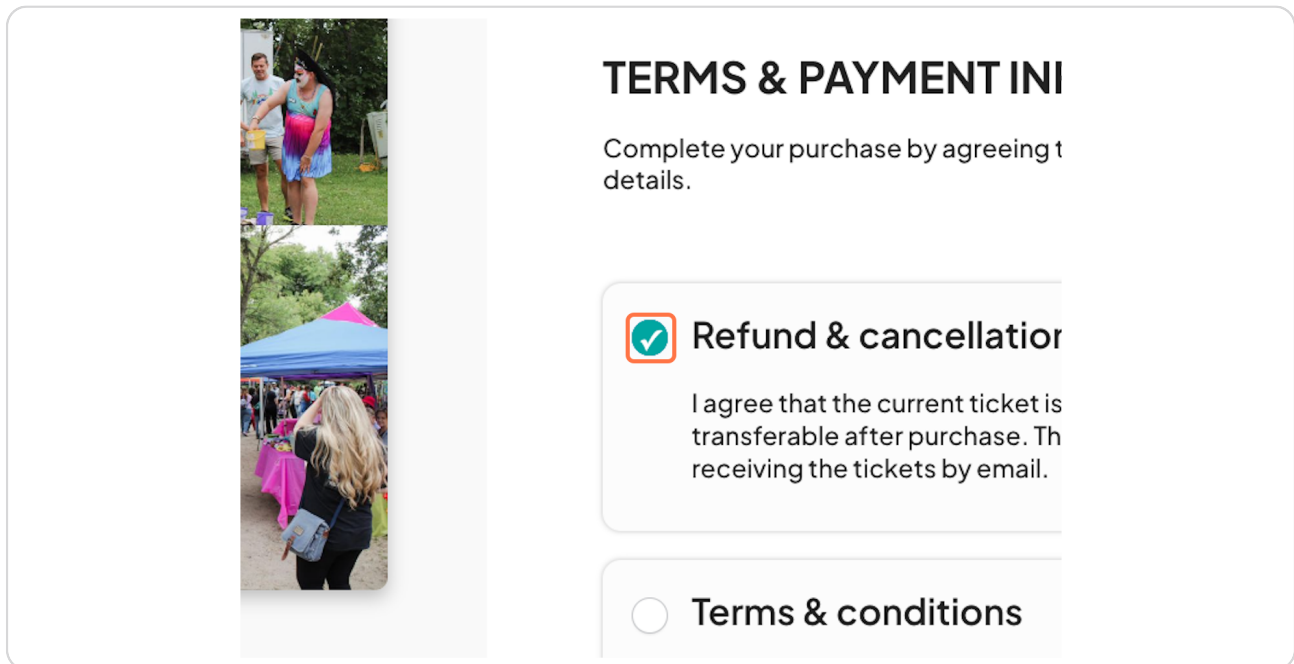
STEP 16

Click on Next




STEP 17

Check Refund & cancellation policy...



STEP 18

Check Terms & conditions...



\$30.00

\$2.54

\$32.54

☒ **Refund & cancellation**

I agree that the current ticket is transferable after purchase. Th receiving the tickets by email.

☒ **Terms & conditions**

I agree to the terms and conditi

Billing address

- Select country -

Address line 1

STEP 19

Type your address

receiving the tickets by email.

☒ **Terms & conditions**

I agree to the terms and conditions of Bemidji Pride 2024 and Eventeny.

Billing address

United States

303 Railroad St SW

Address line 2

Bemidji

Minnesota56601

Card details

Card number

Autofill link

STEP 20

Click on Card details

Billing address

United States

303 Railroad St SW

Address line 2

Bemidji

- Select state/province -

56601

Card details

Card number

Autofill link

Back

Complete Purchase

\$32.54

Total

Go to Checkout

STEP 21

Type your card details

2.54

.54

United States

303 Railroad St SW

Address line 2

Bemidji

- Select state/province -

56601

Card details

Card number

Back

Complete

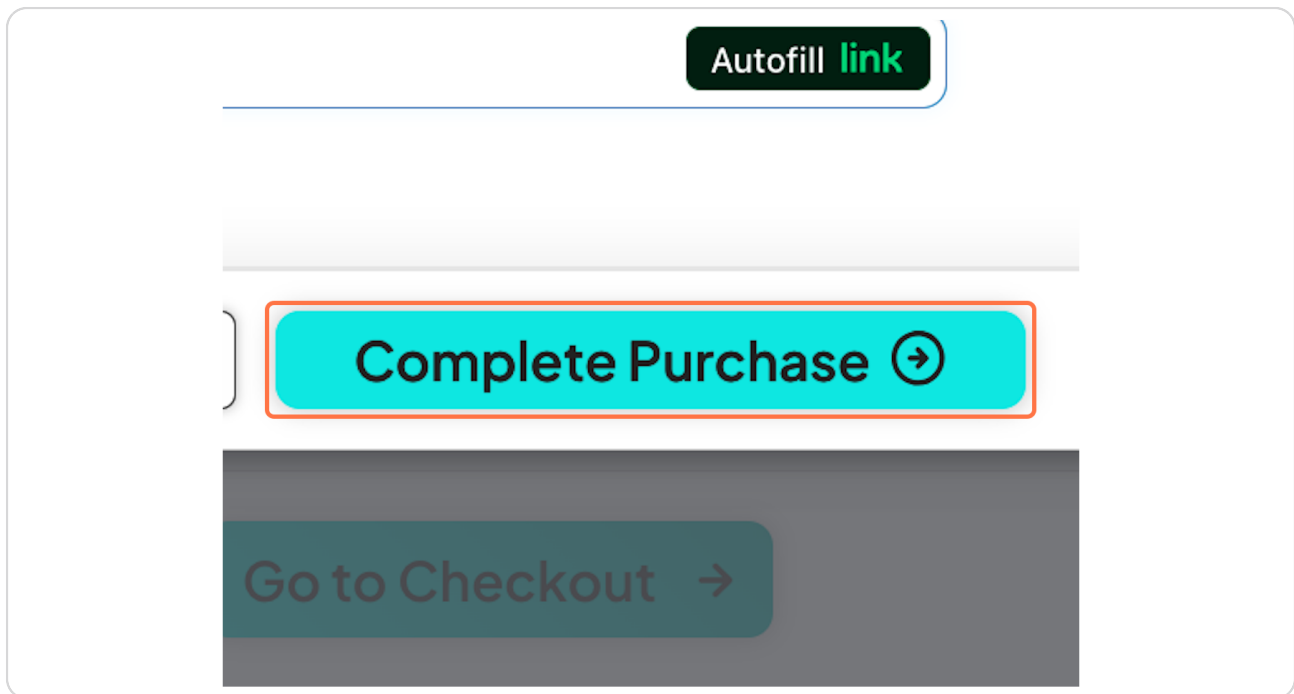
\$32.54

Total

Go to Checkout

STEP 22

Click on Complete Purchase



STEP 23

Check your email for ticket confirmation!

STEP 24

Come to the event with your QR ready!